

## RAMP SURFACES

**A slip-resistant surface to suit  
your project specification**



**MODULAR RAMP & STEP SPECIALISTS**

TEL: **01424 714 646**  
EMAIL: **SALES@RAPIDRAMP.CO.UK**


**WWW.RAPIDRAMP.CO.UK**

# RAMP SURFACES OPTIONS


Three quality surfaces to choose from:



STANDARD MESH



SAFETY TREAD  
RUBBER CRUMB



GRP

- All options comply with Part K's recommendation of a slip-resistant surface.
- Metal Mesh comes as standard with the Rapid Ramp System & Step System.
- Rubber Crumb & GRP options are appropriate for schools and public applications.
- Metal Mesh is utilised when Rubber Crumb or GRP are not applicable.
- Rapid installation and ready for use immediately after completion.
- Robust design to withstand exposure from all-weather types.



## CONTACT US FOR TAILORED ADVICE FOR YOUR SPECIFIC PROJECT

TEL: **01424 714646**  
EMAIL: **SALES@RAPIDRAMP.CO.UK**  
WEB: **RAPIDRAMP.CO.UK**

**Hours:**  
Open 8am - 5pm, Monday to Friday

**Address:**  
10 Menzies Road, Ponswood Industrial Estate  
St Leonards on Sea, East Sussex TN38 9BB


**Rapid  
Ramp**

THE EXPERTS IN MODULAR RAMPS





## STANDARD MESH SURFACE



This is a self-draining, expanded metal mesh platform that allows water to pass through rather than puddle on the surface and potentially freeze.

It is manufactured from rustproof galvanised steel. Galvanising is a process where a protective coating of zinc is applied to prevent rusting and moss growth.

### WIDTHS AVAILABLE:


- **900mm** – the recommended width for dwellings under Document M, Section 6 of the Building Regulations.
- **1000mm** – our standard size for dwellings.
- **1200mm** – our slightly wider ramp.
- **1500mm** – the recommended width for ramps for public buildings.

Any of the above can be secured together to create almost any width.

### SUITABILITY

This solution is utilised when the need for Rubber Crumb or GRP is unnecessary.

Yellow tread strips can also be added to aid visually impaired users in distinguishing the nose of the ramp, step, or level change.



### MAINTENANCE REQUIRED

Very little maintenance is required. We recommend that the walkway be swept to keep dirt away and suggest wiping down the handrails with soapy water twice a year.








## SAFETREAD RUBBER CRUMB SURFACE

This is a soft, slip-resistant surface that reduces the impact of falls.



### SUITABILITY

The product is made from the same materials used in soft play areas therefore it is ideal for nurseries, schools, and public facilities.

It is also suitable for dog use, as the padded surface protects their paws and claws from impact.

### COLOURS AVAILABLE:

Available in various colours, including grey, yellow and black.

Yellow rubber crumb is often used to aid users with impaired vision.

Yellow is one of the easiest colours to see because of its ability to reflect light.

Yellow tread strips can also be added to aid visually impaired users in distinguishing the nose of the ramp, step, or level change.



### MAINTENANCE REQUIRED


Very little maintenance is required. We recommend that the walkway be swept to keep dirt away and suggest wiping down the handrails with soapy water twice a year.







## GRP SURFACE



GRP (Glass Reinforced Plastic), a slip-resistant and non-corrosive surface.

### SUITABILITY

This smooth surface is appropriate for small wheels found on trolleys and suitcases used in places such as airports and shops.

Additionally, it is designed to withstand exposure from all weather types.

### COLOURS AVAILABLE:

GRP sheets come in dark grey as standard; however, other colour options are available.

The colours can be contrasted to signify a change between the system and the level platforms.

### MAINTENANCE REQUIRED

Very little maintenance is required. We recommend that the walkway be swept to keep dirt and debris away.



**WE'RE HERE TO HELP?**

# QUESTIONS AND ANSWERS

**Q. How big will the ramp be?**

**A.** It will be designed to have a safe, easy to use gradient recommended by the Building Regulations.

**Q. How long will it take to install the ramp?**

**A.** It generally will take a day to complete unless there is extensive work needed.

**Q. What happens if there is an issue with the access product?**

**A.** Products are guaranteed for three years. We have been installing ramps successfully for more than 20 years and would expect a 25+ year life span.

**Q. What maintenance will I have to do?**

**A.** Very little maintenance is required. We recommend that the walkway be swept to keep dirt away and suggest wiping down the handrails with soapy water twice a year.

**Q. What are your lead times?**

**A.** This is dependent on the size of the project, however generally lead times are between 2-4 weeks from point of order. This is subject to change.

**Q. How do I book a site survey?**

**A.** Contact our sales team

**If you have any other questions please do not hesitate to contact our in-house sales team**

**HOW TO CONTACT US**

**TEL:** 01424 714646  
**EMAIL:** SALES@RAPIDRAMP.CO.UK  
**WEB:** RAPIDRAMP.CO.UK

**Hours:**  
 Open 8am - 5pm, Monday to Friday

**Address:**  
 10 Menzies Road, Ponswood Industrial Estate  
 St Leonards on Sea, East Sussex TN38 9BB



THE EXPERTS IN MODULAR RAMPS