

**BRAND
NEW**

CONTAINEX
PLUS Line



Your comfortable space solution


- Ideal as a long-term or temporary space solution
- High-quality specifications
- Acoustically optimised interior
- Optimal thermal insulation
- Modern, attractive appearance



→ Solid wood interior staircase




→ Bright rooms through fixed glazing



→ Wall-to-wall floor cover




→ High-quality sanitary installations (concealed fittings)



→ Interior with suspended ceiling and LED lighting as standard

High-quality specifications

- Many design options (e.g. venetian blinds, aluminium roller shutters, internal partitions, internal staircases, full and partial glazing, etc.)
- Different floor covers (e.g. Eternal Wood 2 mm)
- Suspended ceiling and integrated LED lighting as standard
- Fire protection (R)EI30 as standard
- Various additional equipment – e.g. motion detector, convector heater, air conditioning, etc.
- High-quality concealed sanitary equipment



Attractive design

- Individual adaptations due to the modular design
- Thermally separated external door (U-value: 0.87)
- High-quality door options available (e.g. Aluportal with fixed glazing)
- Window with 5-chamber plastic profile and aluminium clip in exterior colour (optional)
- Fixed glazing with thermally separated aluminium profiles
- Insulated glazing (Ug value: 0.7)
- High-quality shading options (external Venetian blinds, aluminium roller shutters)



→ High thermal insulation

Technical details *

Insulation (EN 10211)

Roof: 200mm** PU+MW, U-value up to 0.17 W/m²K

Wall: up to 190mm** PIR+MW, U-value up to 0.14 W/m²K

Floor: 160mm** PIR+MW/PU, U-value up to 0.17 W/m²K

Increased payloads

Floor payload: up to 500 kg/m²

Snow load: up to 250 kg/m²

Wind load: up to 100 km/h

Available sizes, dimensions and weights

TYPE	EXTERIOR (mm)			INTERIOR (mm)			WEIGHT (kg)
	Length	Width	Height	Length	Width	Height	
10'	2,989	2,435	3,100	2,749	2,195	2,550	1,500
16'	4,885	2,435	3,100	4,645	2,195	2,550	2,400
20'	6,055	2,435	3,100	5,815	2,195	2,550	2,900
24'	7,335	2,435	3,100	7,095	2,195	2,550	3,500
20' staircase cabin	6,055	2,989	3,100	5,815	2,749	2,550	3,500

* Further information according to the technical description CONTAINEX PLUS Line. ** Total thickness of thermal insulation

Contact us

Phone DK: +45 324255-60

Phone GB: +44 20 353066-20

Phone IRL: +353 1 54607-14

Phone international: +43 2236 601-0

E-mail: ctx@containex.com



www.containex.com