



PHILSPACE

SITE SETUPS

**OFFICES, CANTEENS & DRYING AREAS
TOILET & TANKS**

STORAGE CONTAINERS

SOLO 6 & 16 WELFARE UNITS

COMBI WELFARE UNITS

50/50 UNITS

TOWABLE UNITS



Storage Containers
Modular Buildings
Offices
Toilets
Welfare Facilities

PHILSPACE

ABOUT US

OUR COMPANY

With over 54 years of business experience, Philspace Limited has become one of the South's leading suppliers of temporary and portable site accommodation.

We strive to retain our position as market leaders by providing the highest standards of customer care whilst continuously investing in our fleet of units to ensure you will always receive a top-quality product.

FAMILY-RUN

As a family-run business it is of utmost importance to us that each and every customer has a positive, efficient and stress-free experience. Our expert, friendly and supportive team are the backbone of our company making sure you receive the highest level of service from enquiry through to delivery and after care.

We are able to provide the full site setup from fencing through to double stack set ups. Operating our own lorries and our own in-house maintenance team you can be assured that we will be able to take care of all of your temporary accommodation needs in a timely, safe and professional manner.

ACCREDITATIONS



OFFICES, CANTEENS AND DRYING AREAS



DESCRIPTION

Our range of anti-vandal site accommodation units have been carefully selected to ensure maximum quality and security all at a reasonable price.

Available as open plan offices, canteens with sink, worktops & water heater included or as drying rooms with benching & tubular heating. Furniture can be supplied in various configurations to give you the ideal portable site setup.

FEATURES

- ✓ Secure steel exterior
- ✓ Security window shutters
- ✓ Steel multi-locking security door
- ✓ Lined & insulated with electrics
- ✓ Double stack capabilities

AVAILABLE SIZES

12' x 8' 16' x 8' 20' x 8'
24' x 9' 32' x 10'

If you're looking for a short-term solution or a more permanent site fixture, then these anti-vandal units are available for either rental or for purchase.



TOILETS & TANKS



DESCRIPTION

Suitable for a wide range of applications, our toilet blocks and chemical toilets are the ideal addition to any site for added convenience. Our toilet blocks can also be supplied with waste tanks if there isn't any mains drainage on site.

Our chemical toilet range features standard chemical toilets, hotwash toilets and disabled access toilets. A weekly service is included within the hire of our chemical toilet range. For the smaller sites where mains drainage is possible try our single mains toilets or single mains showers.

FEATURES

- ✓ Ceramic WC complete with flush box
- ✓ Ceramic wash-basins and water heaters
- ✓ Metal mirrors and metal coat hooks
- ✓ Frost heaters
- ✓ Extractor fans
- ✓ Toilet paper holders


AVAILABLE SIZES

4' x 8'

12' x 9'

16' x 9'

Our toilet blocks are available as a 1+1, 2+1 or 3+1 set up comprising of WCs, urinals and handwash basins.



STORAGE CONTAINERS



DESCRIPTION

If you are looking for secure site storage solutions our storage containers tick all of the boxes.

Designed to a high security specification with lockboxes fitted as standard you can have peace of mind that your tools or equipment will be left safe on site.

All of our storage containers are supplied with a side lever padlock as part of the hire.

AVAILABLE SIZES

10' x 8' 20' x 8'

Whether you're looking to expand your site or need a replacement unit, our range of portable, temporary site accommodation has been carefully selected to ensure maximum safety at a reasonable price.

TEMPORARY FENCING

Designed to withstand the rigours of construction work, our temporary fence panels provide security for your site and are a cost-effective theft deterrent.

Each unit is priced per set, including a panel (3.5m x 2.1m), block and clip.



SOLO 6 WELFARE



DESCRIPTION

Robust and easy to install, the Solo 6 is a towable, cost-effective, fully independent welfare unit that does not require mains water or electricity.

With welfare areas, toilet areas and drying rooms included, the Solo 6 is the ideal solution for ensuring you meet all the latest Health and Safety requirements while providing a spacious and highly functional environment.

FEATURES

- ✓ Lightweight, anti-vandal and incredibly efficient
- ✓ Huge reductions in fuel usage, carbon emissions and service schedules
- ✓ Incorporating all the latest environmental and safety technologies, these units are ideal for the ever-increasing demands of the hire industry
- ✓ Meets HSE & CDM requirements
- ✓ 6 KVA Super Silent Diesel generator
- ✓ Self contained water supply

AVAILABLE SIZES

Dimensions:
3655mm (L) x 2284mm (W)

Net Weight:
1660 Kgs (approx)

Gross Weight:
1800 Kg

Accommodating between
4 and 6 people.



SOLO 16 WELFARE



DESCRIPTION

The Solo 16 Welfare unit provides your site with a pleasant, spacious, restful environment for your workers without the need for mains, electrics or water.

The unit's solid construction and anti-vandal body make it ideal for construction, highway workers and security contractors. It comes fitted with features such as chemical toilet, drying area and mess area with foldable partition to create a separate office if required.


FEATURES

- ✓ Anti-vandal construction
- ✓ Local authority and HSE approved
- ✓ 170ltr diesel tank
- ✓ 10Kva generator
- ✓ Weekly service contract
- ✓ External 110v & 240v supply
- ✓ Self-contained water supply

AVAILABLE SIZES

25' x 9'

Easily accommodating between 8 and 16 people, this unit provides a secure option for site accommodation, once lifted into position.



COMBI UNIT



DESCRIPTION

The anti-vandal Combi site start-up unit incorporates the basic but essential fundamentals for early site development.

It consists of an office/canteen area with built in segregated chemical toilet that is serviced by us each week (included within the hire rate).

The Combi units are an ideal budget solution for start-up sites that have mains electric and water supply.

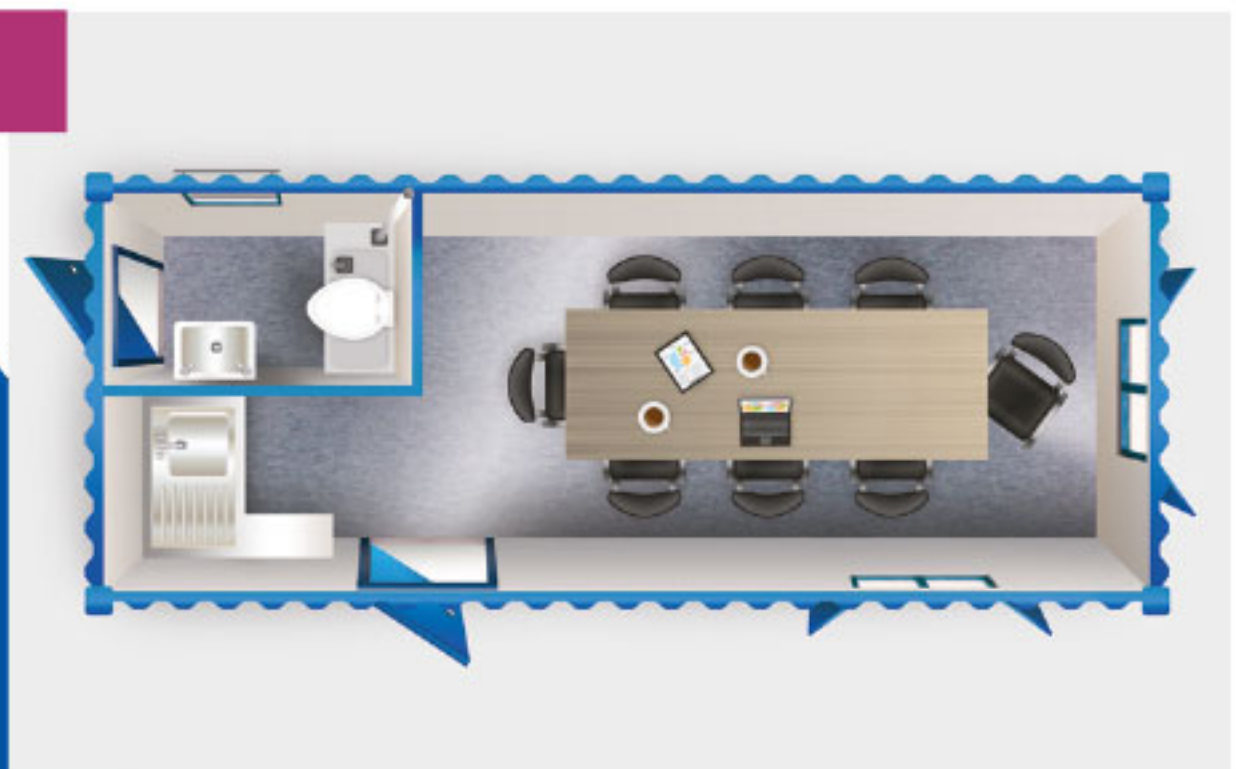
FEATURES

- ✓ Anti-vandal construction
- ✓ Chemical toilet (including weekly service)
- ✓ Either office or canteen layout
- ✓ Base unit with sink and water heater (canteen layout only)
- ✓ Seating for up to 8 people
- ✓ Mains water and electrics supply needed

AVAILABLE SIZES

20' x 8'

The option of an additional partition and door can be supplied and installed to create a separate office or drying room dependent on your needs.



50/50 UNITS



DESCRIPTION

These fully secure storage units can help save space on your site by combining both storage and office or canteen space in a single unit.

Our 50/50 units are ideal for protecting equipment and are available with an office or mess set up. The store areas come with double opening container doors with lockbox and padlock as standard.

FEATURES

- ✓ Steel multi-locking security door
- ✓ Steel partition
- ✓ Segregated office and store area
- ✓ Mains water (if nec.) and electricity are required
- ✓ Heavy-duty floor

AVAILABLE SIZES

20' x 8'

The office or mess area has a multi-locking steel personnel door, security window and are finished internally with an office lining and electrics (canteens are provided with a sink & water heater).



TOWABLE CANTEEN UNITS



DESCRIPTION

If access is a problem our towable canteen and office units provide the perfect solution. They can be towed to your site so that you don't have to worry about accessibility for a lorry.

They are fully lined and insulated with electrics and the canteen units include a sink and water heater offering fully mobile and instant site accommodation for your workers.

FEATURES

- ✓ Saves on delivery & collection costs
- ✓ Compact & lightweight
- ✓ Secure steel exterior
- ✓ Integrated fold out steps
- ✓ Required electrical connection (& water if canteen)

AVAILABLE SIZES

12' x 7'6"
(not including running gear)



Accommodating between
4 and 6 people.

CONTACT US

HEAD OFFICE

Philspace Limited
Winchester Rd
Upham
Southampton
SO32 1HA



023 8022 3333



enquiries@
philspace.co.uk

QUOB YARD SELF STORAGE

Quob Yard
Titchfield Lane
Wickham
Hampshire
PO17 5PG



023 8022 3333



enquiries@
philspace.co.uk

SOUTHAMPTON SELF STORAGE YARD

Southampton Bitterne
Road West
Southampton
SO18 1AR



023 8022 3333



enquiries@
philspace.co.uk

APPOINTMENTS

Please note, if you need to physically visit us to place an order, this is by appointment only.



CONTACT US

HEAD OFFICE

Philspace Limited
Winchester Rd
Upham
Southampton
SO32 1HA



023 8022 3333



enquiries@
philspace.co.uk

QUOB YARD SELF STORAGE

Quob Yard
Titchfield Lane
Wickham
Hampshire
PO17 5PG



023 8022 3333



enquiries@
philspace.co.uk

SOUTHAMPTON SELF STORAGE YARD

Southampton Bitterne
Road West
Southampton
SO18 1AR



023 8022 3333



enquiries@
philspace.co.uk

APPOINTMENTS

Please note, if you need to physically visit us to place an order, this is by appointment only.

